



Adapted for SDS-MAX bits



# Demolition Hammer HM1111C/ HM1101C

# ALWAYS low Vibration

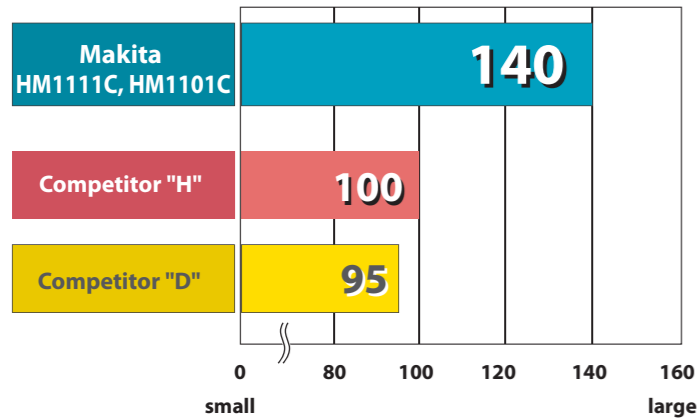
Anti Vibration Technology and  
Suppression of motor speed  
during no-load  
(HM1111C only)

## Comparison of Efficiency

Note:

1. The test results depend to a great extent on the hardness of the material, etc.
2. Numbers in the charts below are relative values when the capacities of Competitor "H" model are indexed at 100.
3. Chipped concrete in vertical down application using  $\phi 1.5\text{mm} \times 50\text{m}$  cord reel, and measured the amount of concrete removed.

Test material: Concrete with compressive strength of  $40\text{N/mm}^2$

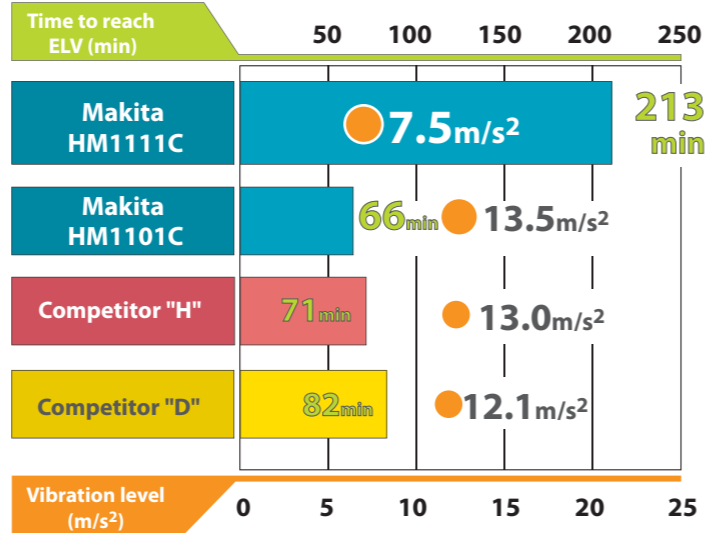


## See the Result of AVT

Comparison of Vibration level\* and Time to reach ELV (Exposure Limit of Vibration)\*\*

\*It is known as the tri-axial value and value at Directive of A(8).

\*\*It means the maximum amount of vibration that an operator may be exposed to on any single day.



## Accessories

**Bull point**  
(For demolishing concrete)

Length(mm)	Part No.
280	A-80787
400	A-80793
600	A-87476

**Self-Sharpening Bull Point**

Length(mm)	Part No.
400	B-10621

**Cold chisel**  
(For chipping, edging, channeling and breaking away larger chunks of concrete)

Size(mm)	Part No.
25 x 280	A-80802
25 x 400	A-80818
24 x 600	A-87482

**Scaling chisel**  
(A wide chisel for chipping away scale of dried concrete spatter)

Size(mm)	Part No.
50 x 400	A-80824

**Scaling chisel (for Tile)**  
These items are available on request. Contact us for the minimum order quantity.

Size(mm)	Part No.
50 x 300	A-80830

**Clay spade**

Size(mm)	Part No.
105 x 400	A-17653

**Bushing tool**  
(For concrete surface removal)  
Use with shank (A-19897)

Size(mm)	Part No.
67 x 67	A-19881

**Rammer**  
(For tamping)  
Use with shank (A-19897)

Dia. (mm)	Part No.
140	A-19875

**Grease vessel set 100ml**  
(for bit)

Part No.
194683-7

**Side handle assembly**  
(Grip assembly)

Type	Part No.
D shaped	134890-0
Bar style	135413-7



## Demolition Hammer HM1111C / HM1101C Adapted for SDS-MAX bits

- Double Insulation
- Variable Speed
- Constant Speed
- Soft Start
- SDS-MAX Shank
- Carrying Case



	HM1111C	HM1101C
Continuous rating Input	1,300W	1,300W
Impacts per minute (ipm)	1,100-2,650	1,100-2,650
Dimensions (L x W x H)	528 x 126 x 247mm (20-3/4" x 5" x 9-3/4")	528 x 115 x 247mm (20-3/4" x 4-1/2" x 9-3/4")
Net weight*	8.0kg (17.7lbs)	7.3kg (16.2lbs)
Power supply cord	5.0m (16.4ft)	5.0m (16.4ft)

\*weight according to EPTA-Procedure 01/2003

Standard Equipment Bull Point, Bit Grease, Side Handle

Items of standard equipment and specifications may vary by country or area.

### Makita Corporation

3-11-8 Sumiyoshi-cho, Anjo, Aichi, 446-8502 Japan

PRINTED IN JAPAN BA-AH

# AVT & SOFT NO LOAD

ANTI VIBRATION TECHNOLOGY

HM1111C only

Photo: HM1111C

# High performance and durability

Easy-to-hold barrel design



Adapted for SDS-MAX bits

Easy-to-operate slide switch

Rubberized soft grip provides more comfort and control.



12 bit angle settings

One-touch sliding chuck for easy bit changes

Long size carbon brush for extended service life

D-shaped side handle swivels 360° to your desired position. 8 different settings (back and forth).

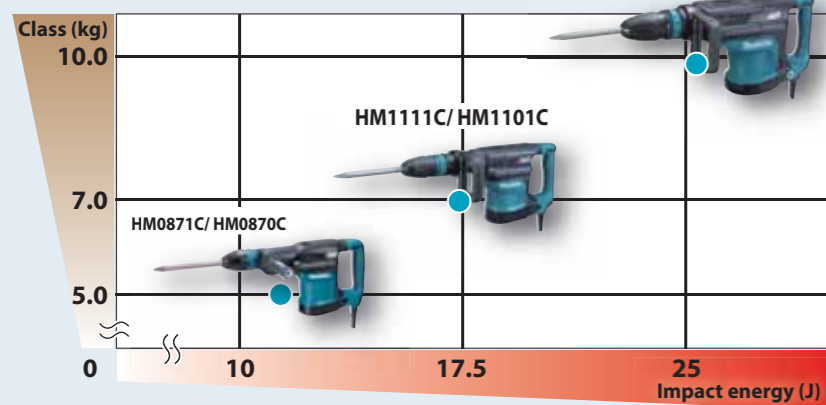
Photo: HM1111C

## Electronic with ;

- Variable speed control by dial
- LED service light that indicates when to replace carbon brush
- LED power light that indicates trouble with the electric circuit
- Soft start for suppressing start-up reaction
- Constant speed control



## Class & Impact energy



# Dominate the Job Site with Makita's Low Vibration Demolition Hammer

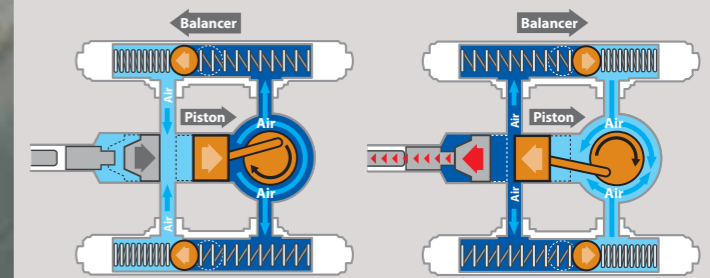
Under load

## Anti Vibration Technology (HM1111C only)



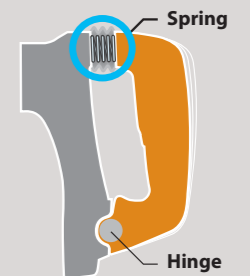
### A Active dynamic vibration absorber

ensures operation with extremely low vibration. allows tool design with flat body sides for better handling.



### B Vibration Absorbing Grip

Spring loaded hinged grip absorbs vibration.



**AVT**  
ANTI VIBRATION TECHNOLOGY

ALWAYS low Vibration

During no-load

## SOFT NO LOAD

## Suppression of motor speed (HM1111C only)

- reduces vibration of tool body when idling, accordingly decreases the amount of vibration to operator's hands during a day's operation.
- minimizes deflection of bit tip from aiming point when starting chipping.

